



District Report Card: 2017


State: Meghalaya	District: East Jaintia Hills
Class: 5	Subject: Language
Schools: 61	Students: 963


Participation/Coverage


Students

<div>GENDER</div> <div></div>	Boys		Girls	
	Number	%	Number	%
	461	47.87	502	52.13

<div>AREA</div> <div></div>	Rural		Urban	
	Number	%	Number	%
	945	98.13	18	1.87

<div>CATEGORY</div> <div></div>	SC		ST		OBC		GEN	
	Number	%	Number	%	Number	%	Number	%
	22	2.28	897	93.15	18	1.87	26	2.70

<div>CWSN</div> <div></div>	LD	VI	HI	S&LD	ID	Oth
	1	1	0	0	0	0

<div>Management</div> <div></div>	Government		Government-aided	
	Number	%	Number	%
	350	36.34	613	63.66

Average Performance of Students in Language (%)

Overall	Gender		Area		Management		Social Group			
	Male	Female	Rural	Urban	Govt.	Aided	SC	ST	OBC	GEN
43.33	41.40	45.10	43.23	48.52	46.17	41.71	39.39	43.40	42.59	44.62

Performance on Learning Outcomes (LOs)

Learning Outcomes	Description	Average Performance(%)
L504	Reads and comprehends independently storybooks, news items/ headlines, advertisements etc.	43.01
L508	Reads text with comprehension, locates details and sequence of events	43.49

Range of Performance of Students who Answered Correctly							
Below 30%		30% - 50%		50% - 75%		Above 75%	
Number	%	Number	%	Number	%	Number	%
293	30.43	298	30.94	264	27.41	108	11.21

Lowest Performing Learning Outcomes (LOs)

- 1 - Reads and comprehends independently storybooks, news items/ headlines, advertisements etc. (43.01)
- 2 - Reads text with comprehension, locates details and sequence of events (43.49)